

Digital Lighting Systems, Inc.




MF402-120

4 Channel x 2.5 A. Chaser/ cross fader

MF802-120


8 Channel x 2.5 A. Chaser/ cross fader





MD402-DMX Dimensional Diagram

Mounting hole
For # 6 screw



Mechanical Installation

The **MD402-DMX-120** modules are designed to be mounted in NEMA enclosures
Mounting Holes : 7" O.C. (by others).

6.25 in

Mounting hole
For # 6 screw

1.50"

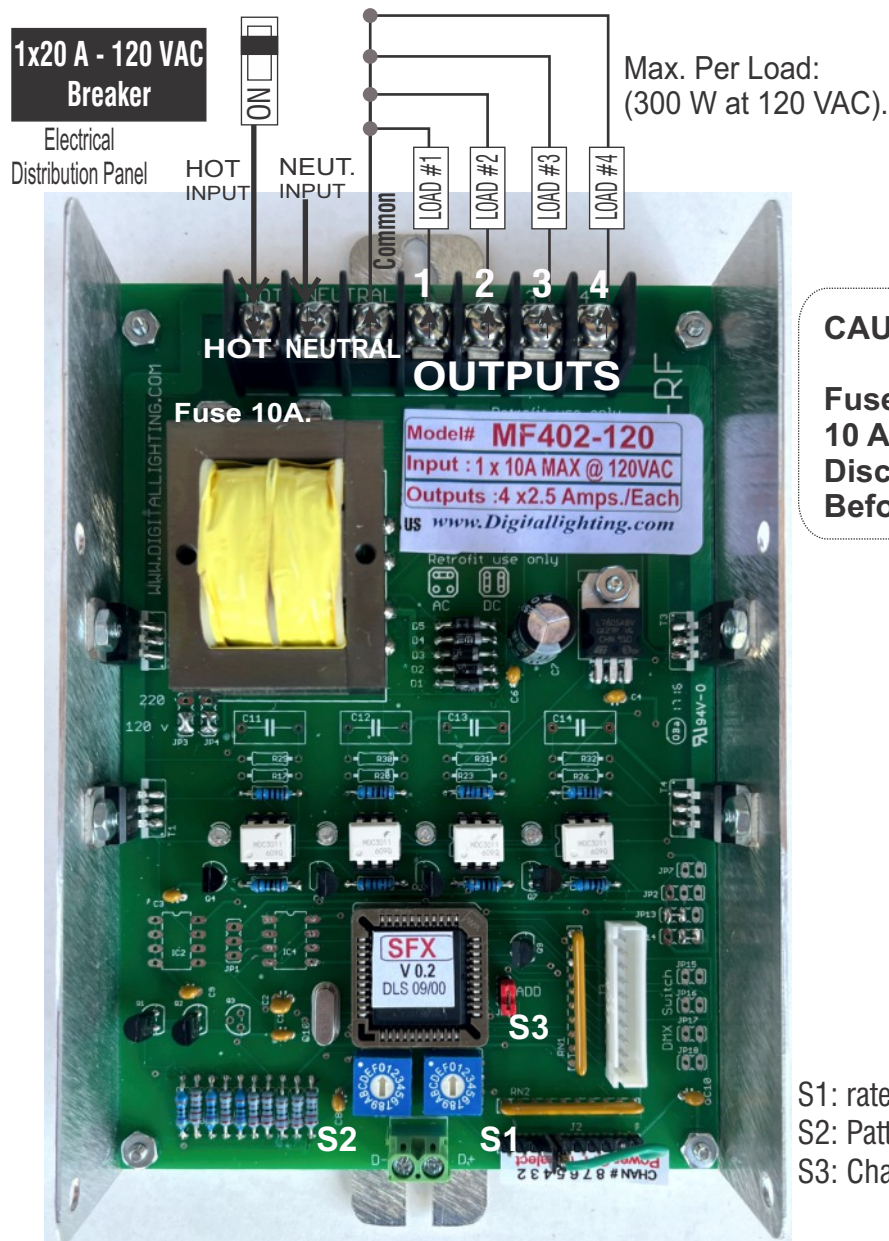


MF402-120VAC General Wiring Instructions

Wiring Notes

- 0 **DO NOT EXCEED 300 W (2.5 Amps.)** per dimmer output @ 120VAC.
- 0 **MF402** may be fed by one 15 A (maximum) branch circuits and may have up to four separately dimmed loads.
- 0 **CAUTION: DO NOT** attempt to parallel outputs to increase capacity.
- 0 **Installation must conform to local and/or NEC code requirements and must be performed by a qualified electrician.**
- 0 **POWER EACH LOAD DIRECTLY BEFORE CONNECTING IT TO THE MF402 TO ENSURE PROPER WIRING.**

MF402-120VAC Wiring



CAUTION:
Fuse1
10 Amps/250V ; quick blow
Disconnect Power
Before replacing


S1: rate control
S2: Pattern selector
S3: Chase / Cross fade selector



MF802-120VAC Wiring

Same instructions as MF402-120 .
2 Fuses x 10 Amps 250 VAC fast blow.

Max. Per Load:
(300 W at 120 VAC)



LIMITED WARRANTY

Digital Lighting Systems, warrants to the purchaser that its products have been carefully manufactured and inspected and are warranted to be free from defects of workmanship and materials when used as intended. Any abuse or misuse contrary to normal operation shall void this warranty.

Digital Lighting Systems' obligation under this warranty shall be limited to replacement or repair of any units as shall within two years of date of invoice from **Digital Lighting Systems**, prove defective; and **Digital Lighting Systems** shall not be liable for any other damages, whether direct or consequential. **The implied warranties of merchantability and fitness for a particular purpose are limited to the duration of the expressed warranty.** Some states do not allow the exclusion of the limitation of incidental or consequential damages, so the above limitation or exclusion may not apply to you. This warranty gives you specific legal rights, you may also have other legal rights which vary from state to state.

Defective merchandise may be returned to **Digital Lighting Systems**, prepaid, after prior notification has been given and approval obtained for the return. To obtain prior approval for the return of the defective items, contact your local Digital Lighting Systems distributor, representative, or:

Digital Lighting Systems, Inc.

Attn: Customer Service Department
12302 SW 128 Ct. ;
Miami, FL 33186
(305) 969-8442



Digital Lighting Systems, Inc.
12302 SW 128 Ct.
Miami, FL 33186
www.digitallighting.com

Tel 305-969-8442

e-m info@digitallighting.com

Upon request, replacement unit(s) will be shipped as soon as available. Unless immediate shipment of replacement merchandise is requested, **Digital Lighting Systems** will not ship replacement merchandise until defective merchandise is received, inspected, and determined to be defective.

No labor charges in connection with warranty problems will be reimbursed by Digital Lighting Systems without prior written approval from the factory.

Digital Lighting Systems distributors and representatives have no authority to change this warranty without written permission.

Digital Lighting Systems reserves the right to determine the best method of correcting warranty problems.

Printed in U.S.A. 5/2024